

DISTRICT COURT ANNUAL STATISTICAL REPORT

FISCAL YEAR 2024

INTRODUCTION

Welcome to the Wyoming Judicial Branch's Annual Statistical Report for Fiscal Year 2024. This report provides a comprehensive snapshot of our state's judicial system, highlighting key data and insights that reflect our performance. Aligned with our commitment to transparency and accountability, this report presents essential information on caseloads and year-over-year comparisons. Our goal is to foster trust and understanding, emphasizing our dedication to data-driven decision-making.

METHODS

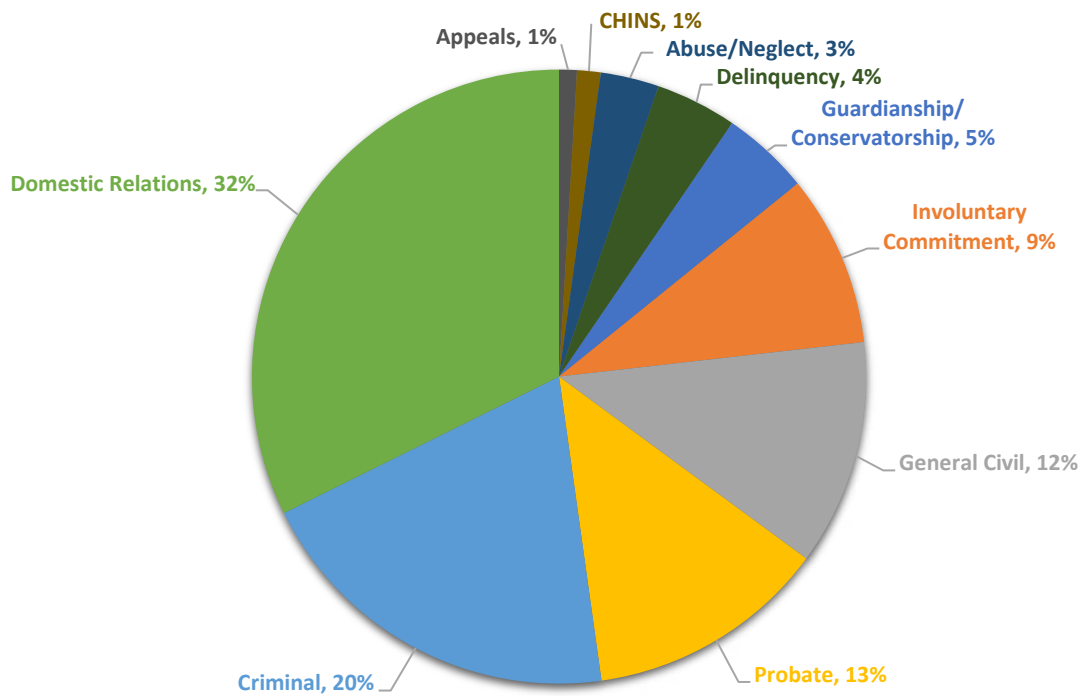
The data in this report is based on criteria focused on case statistics for district courts during fiscal year 2024 (July 1, 2023 – June 30, 2024). We employ a statistical model developed by the Court Statistics Project (CSP), which allows for meaningful comparisons of our case statistics with those of other states and national benchmarks.

The CSP model includes over 80 unique case types, which can be complex for high-level analysis and year-to-year comparison. To enhance clarity, we have grouped similar case types into 10 main categories for district courts.

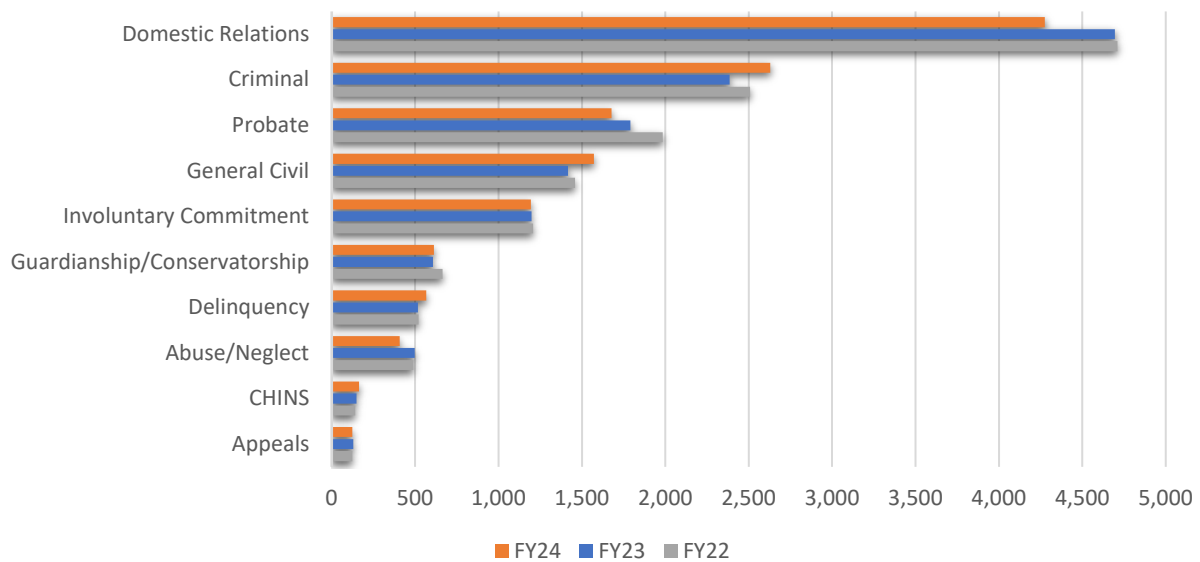
In addition, we have refined the counting method: case counts are based solely on the number of new filings, regardless of participant numbers per case. To provide context and demonstrate trends, we have included caseload statistics using this methodology for FY22 and FY23, enabling insightful comparisons over time.

These improvements in data collection and reporting methods aim to present a clearer, more relevant view of Wyoming's district court activities.

District Court Proportion of Cases by Category FY24



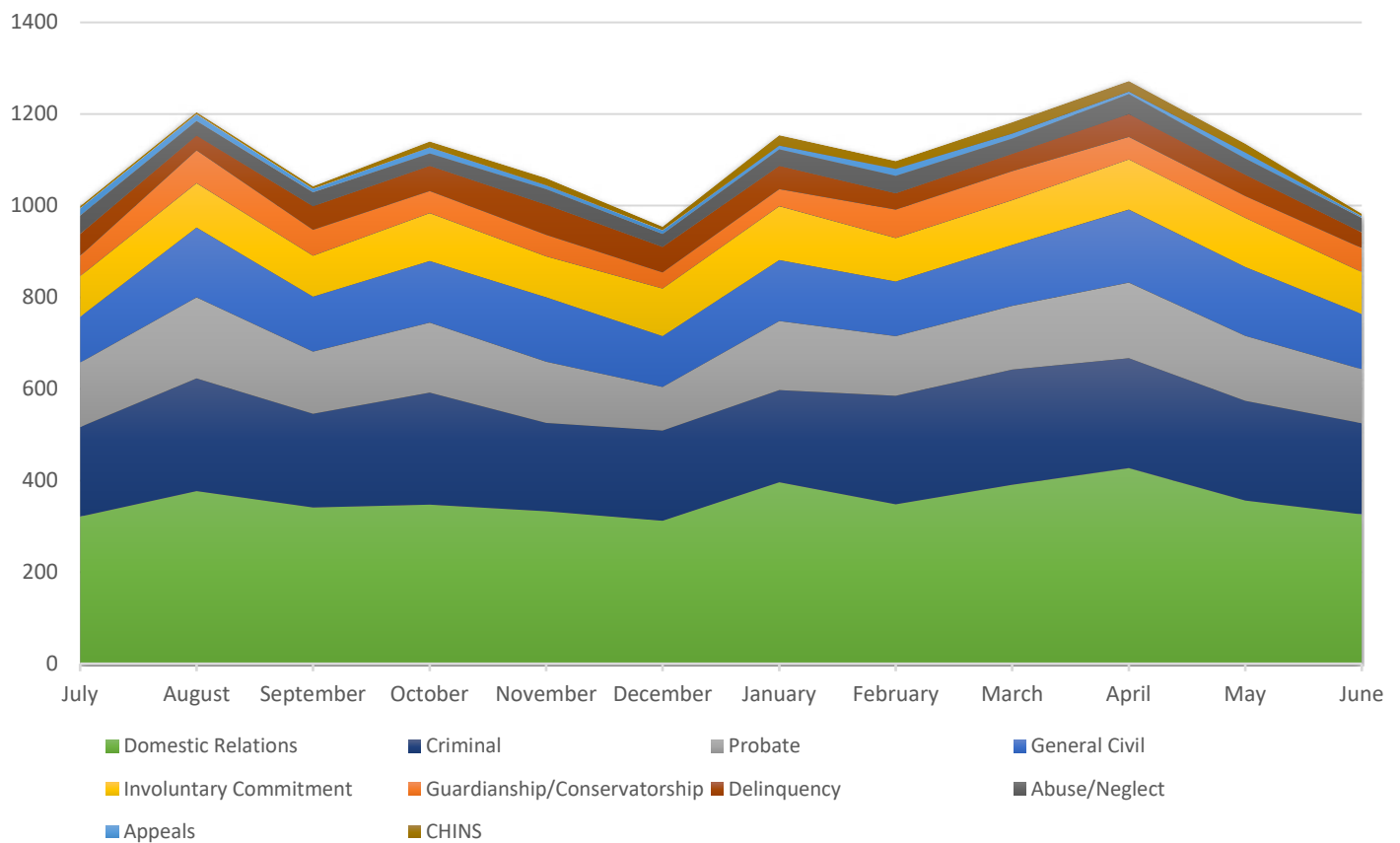
District Court New Case Filings By Case Category, FY22 - FY24



Category	% Change
General Civil	11%
Guardianship/Conservatorship	1%
Probate	-6%
Involuntary Commitment	0%
Appeals	-5%
Domestic Relations	-9%
Criminal	10%
Delinquency	9%
Abuse/Neglect	-18%
CHINS	10%
Total	-1%

District Court Percent Change FY23 to FY24

District Court New Filings by Month FY24



Wyoming District Court Statistics FY24 (July 1, 2023 to June 30, 2024)													
District	County	City	General Civil	Guardianship/ Conservatorship	Probate	Involuntary Commitment	Appeals	Domestic Relations	Criminal	Delinquency	Abuse/Neglect	CHINS	Court Total
District 1	Laramie	Cheyenne	337	123	221	209	21	819	545	103	71	51	2,500
District 2	Albany	Laramie	82	31	91	9	6	170	138	23	17	1	568
	Carbon	Rawlins	52	18	47	7	7	107	121	8	20	2	389
District 3	Lincoln	Kemmerer	60	24	54	5	3	110	33	3	2		294
	Sweetwater	Green River	90	43	94	12	20	389	172	79	24	17	940
	Uinta	Evanston	46	20	26	26	6	186	127	24	8	5	474
District 4	Johnson	Buffalo	27	7	29			54	34	13	7	5	176
	Sheridan	Sheridan	99	35	114	60	2	234	85	34	15	5	683
District 5	Big Horn	Basin	25	8	35	8	2	56	41	7	5	3	190
	Hot Springs	Thermopolis	10	2	28		3	39	33	12	3		130
	Park	Cody	61	33	104	11	8	198	89	20	18	5	547
	Washakie	Worland	25	6	32	1	2	43	40	6	3	3	161
District 6	Campbell	Gillette	123	41	139	28	5	476	383	75	65	16	1,351
	Crook	Sundance	19	5	40		3	39	16	6	4		132
	Weston	Newcastle	14	9	38	1	4	49	21	7	14	3	160
District 7	Natrona	Casper	215	90	259	711	11	664	390	55	65	7	2,467
District 8	Converse	Douglas	38	25	126	1	1	114	69	18	9	7	408
	Goshen	Torrington	45	15	36	17	2	94	29	7	13	19	277
	Niobrara	Lusk	6	1	12		1	28	13	6	2		69
	Platte	Wheatland	17	4	24	34	3	64	43	5	4	1	199
District 9	Fremont	Lander	82	45	73	10	6	210	149	39	36	10	660
	Sublette	Pinedale	11	9	22		2	47	21	8	1	1	122
	Teton	Jackson	88	19	34	44	6	85	36	8	1	3	324
State Total			1,572	613	1,678	1,194	124	4,275	2,628	566	407	164	13,221